



Manufacturer of Bridge Components

Elastomeric Expansion Joints

AssaFlex RE

Data sheets-2

Expansion Joints RE-data sheets/2

Design Features

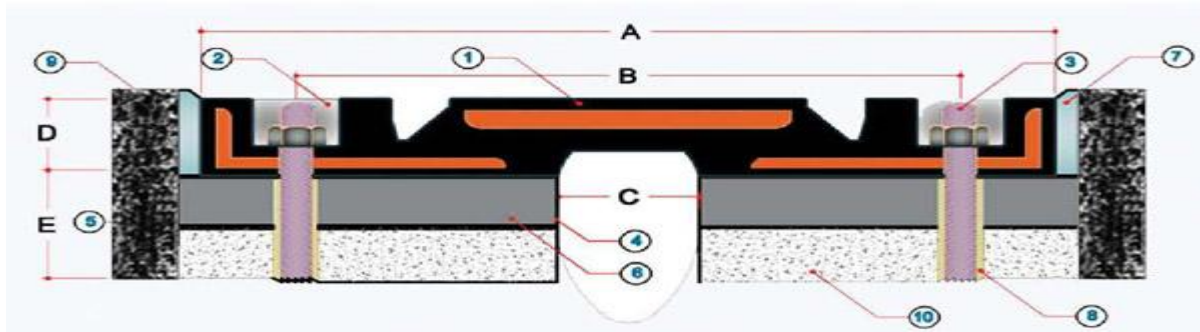
AssaFlex Expansion Joint comes in eight standard types;

The principal design is ASTM standards.

(Design standard can be altered to suite the clients requirements)

(RE Type – 280-440)


In this type of design, the module is reinforced in three areas following the **Single Upper Steel Frame Work**.



Details on RE Modules: 280 - 440

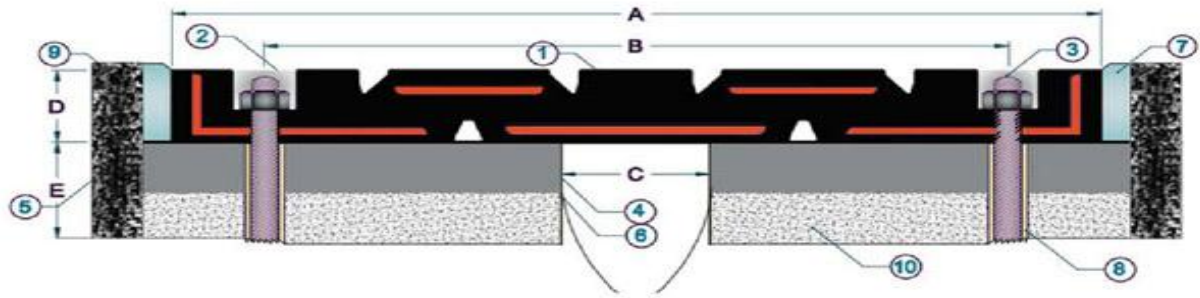
Type	Movement	A	B	C	D	E	F	G	L
RE 280	45	280	200	40	42	200	100	200	1000
RE 360	65	360	280	60	46	200	100	200	1000
RE361	65	360	280	60	46	200	125	200	1250
RE 440	80	440	340	70	52	200	100	200	1000

Table 1 - Measurements in mm



(RE: Type -580-1100)

In this design the module is reinforced in five areas and movements are distributed in four points following the **Double Upper steel Frame**.



Details on RE Modules: 580 - 1100

Type	Movement	A	B	C	D	E	F	G	L
RE 580	100	580	450	80	55	250	100	200	1000
RE 750	165	750	600	120	75	250	100	200	1000
RE 900	220	900	740	150	92	250	100	200	1000
RE 1100	320	1120	940	200	110	250	100	200	1000

Table 2 - Measurements in mm



Tongue & Grooved Interlocked

Type	Max Movement	Joint	Width	Length	Module Thickness	Anchor Bolts
RE	mm	mm	mm	mm	mm	mm
280	45	40	280	1000	42	16
360	65	60	360	1000	46	16
361	65	60	360	1250	46	16
440	80	70	440	1000	52	18
580	100	80	580	1000	55	20
750	165	120	750	1000	75	20
900	200	150	900	1000	92	22
1100	320	200	1120	1000	110	24

Table 3-RE Technical Details